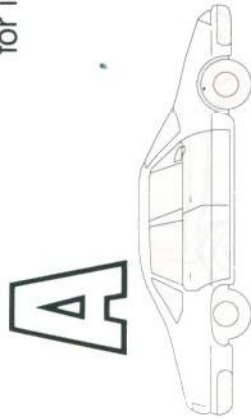


ENGINEERING IS FOR EVERYONE

“CREATE AN ENGINEERING ALPHABET”

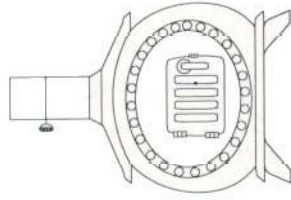
Below you will see the alphabet. Next to each letter of the alphabet on these two pages is the name and picture of something which has been “engineered.” Review your definition of “engineered.” Color the letters in the alphabet.

On a separate piece of paper, make your own “engineering” alphabet. Be creative -- make the letters unusual-looking. Name something that has been “engineered” for each letter in your alphabet. Then — select five of these things and draw a picture of them. Look around your classroom or your school for ideas to help you.



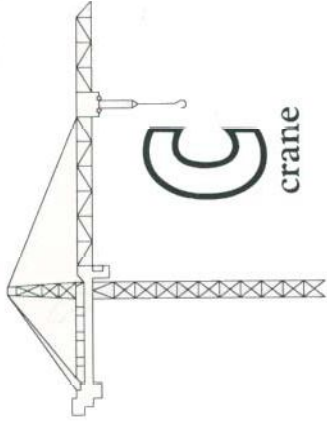
A

automobile



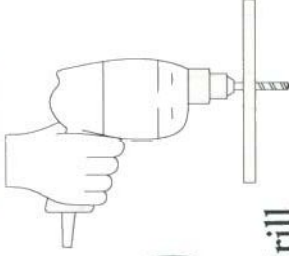
B

boiler



C

crane



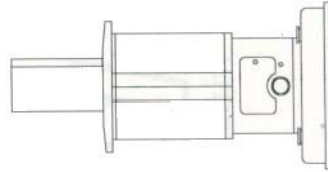
D

drill



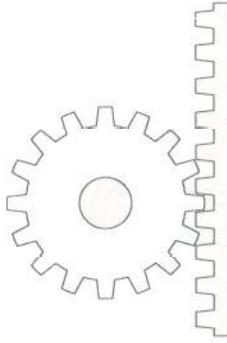
E

escalator



F

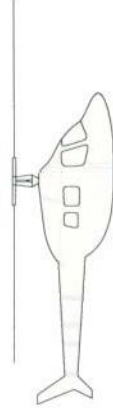
furnace



G

gears

H



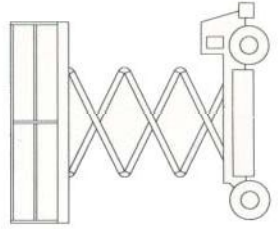
helicopter

I



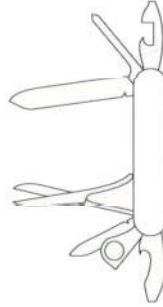
instrumentation

J



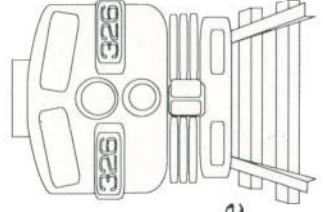
jack

K



knife

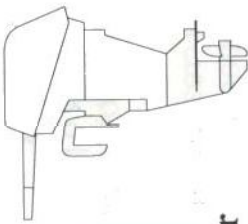
L



locomotive

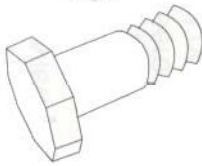
M

motor



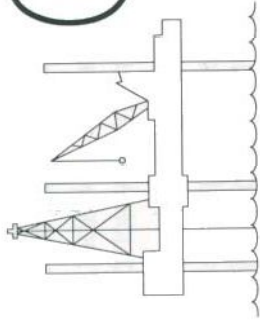
N

nuts & bolts



O

offshore drilling rig



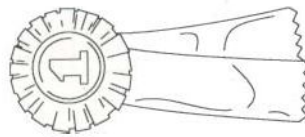
P

pipe



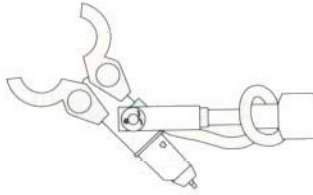
Q

quality control



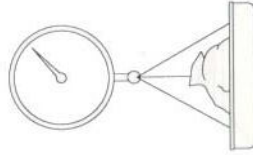
R

robot



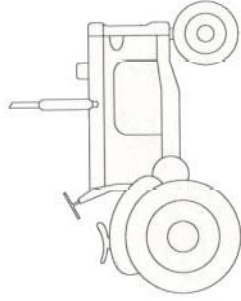
S

scale



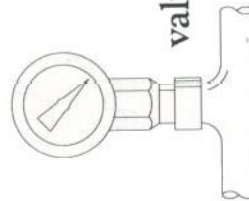
T

tractor



V

valve



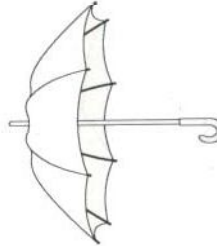
W

windmill



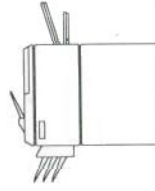
U

umbrella

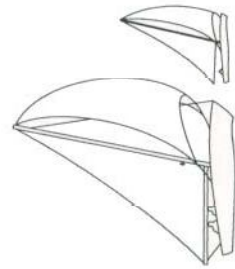


X

xerography



Y



yacht

Z

zipper



“CREATE AN
ENGINEERING ALPHABET”

Made Possible By  ASME International